

Okta Account Creation and Password Reset Procedure

This document is designed to walk you through the following Okta login processes:

- Creating a new Okta account as a first-time user.
- Selecting a security question and a security image.
- Resetting your forgotten Okta password.

Begin by entering to the following website address into your internet browser search bar: login.mt.gov, or by clicking the following link: login.mt.gov. You will be directed to Okta sign-in page.

Creating a New Okta Account as a First-Time User

To create an Okta account as a first-time user, click the **Sign up** link to begin the process.

SIGN IN
FORMERLY EPASS MONTANA

Username
State Employees use your state network username, all others use email address

cma308na@mt.gov

Password
.....

Remember me

Sign In

OR

→ Employee Sign-In

If you previously logged in using the Google, Microsoft, or Facebook buttons and have not setup a new Okta Password, please click on this link:

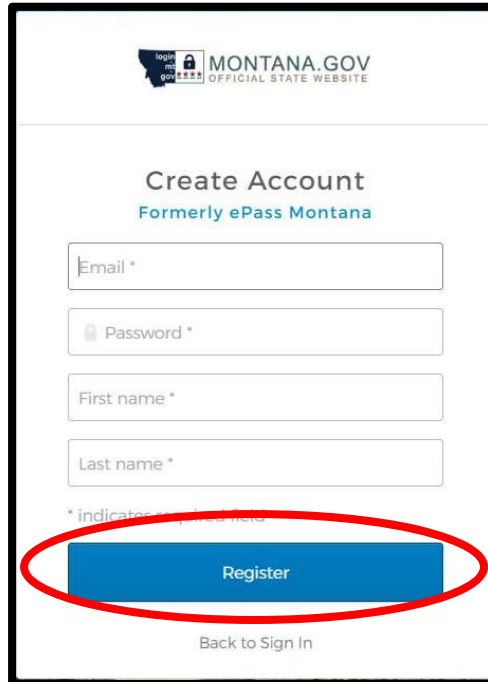
Need help signing in?

Forgot password?

[Help](#)

Don't have an account? [Sign up](#)

Enter your email address, create a new password for your Okta account, enter your first and last name, and click the **Register** button.



login mt gov MONTANA.GOV OFFICIAL STATE WEBSITE

Create Account

Formerly ePass Montana

Email *

Password *

First name *

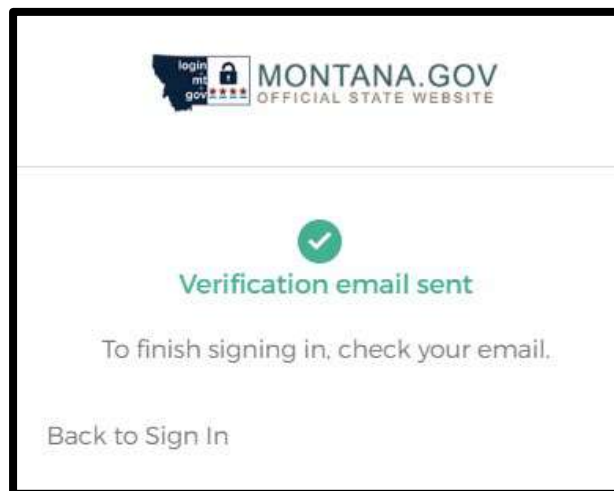
Last name *

* indicates required fields


Register

[Back to Sign In](#)

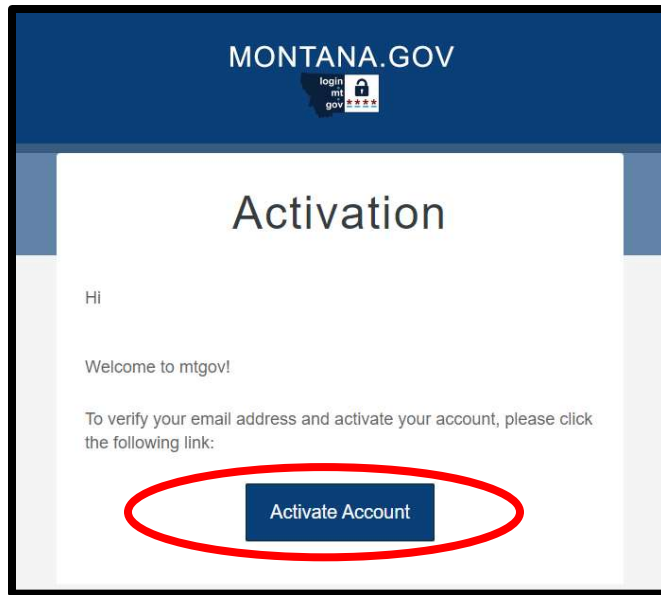
You will see the following verification message.



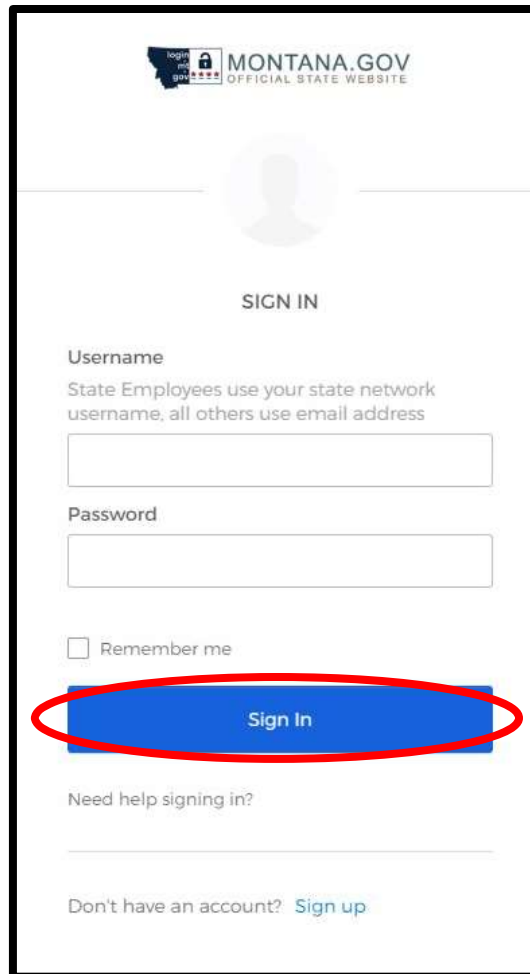
Check your email account for an Okta activation email.



To begin the Okta account activation process, click the **Activate Account** button.



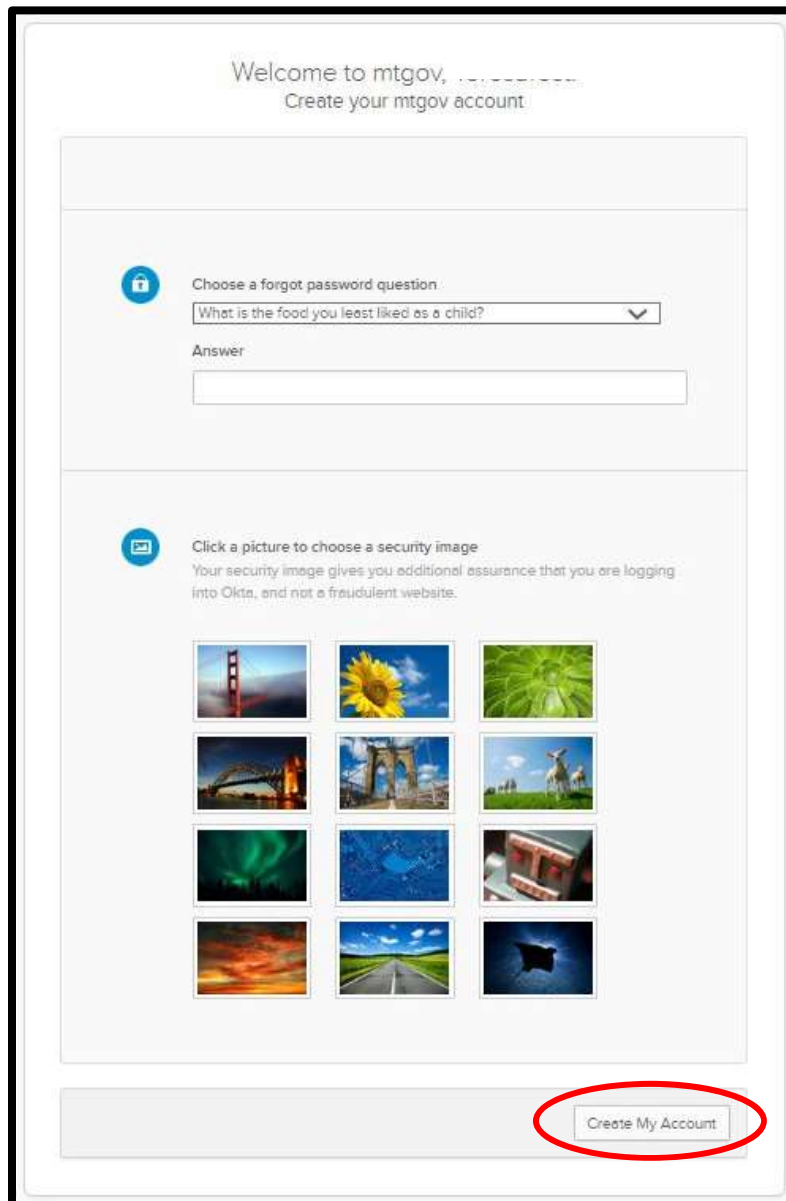
Complete the sign-in process by entering your email address and password.



IMPORTANT NOTE: The next time you sign-in to Okta, you will be required to select both a security question and a security image. We recommend signing out immediately after your first successful login and repeating the login process to receive the prompt to select your security question and security image.

Selecting a Security Question and Security Image

Select your security question from the drop-down menu. Provide an answer to the security question. Select a security image and click the **Create My Account** button.



Welcome to mtgov,
Create your mtgov account

Choose a forgot password question:
What is the food you least liked as a child?
Answer:

Click a picture to choose a security image
Your security image gives you additional assurance that you are logging into Okta, and not a fraudulent website.

Grid of 12 security image options:

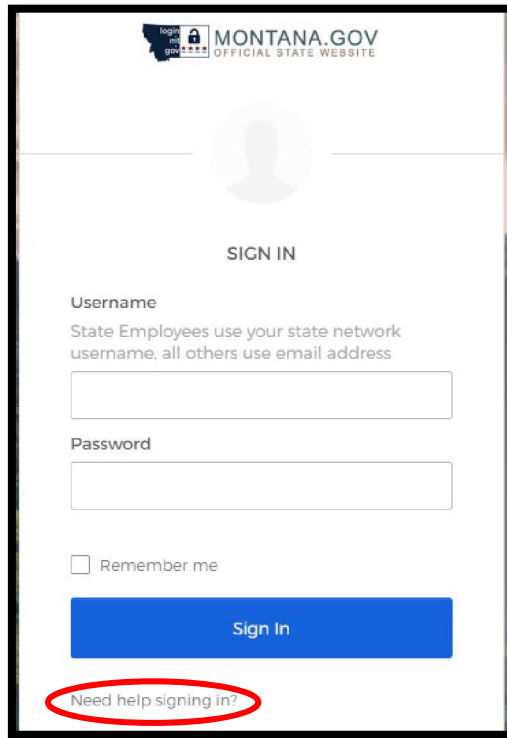
- Golden Gate Bridge
- Sunflower
- Green leaves
- Bridge at night
- Archway
- Windmill
- Aurora Borealis
- Starry sky
- Train
- Sunset
- Highway
- Space

Create My Account

Resetting Your Forgotten Okta Password

This document is designed to walk you through the process to reset your Okta password. Begin at the Okta sign-in page for login.mt.gov, or by clicking the following link: login.mt.gov.

Click the **Need help signing in?** link.



MONTANA.GOV
OFFICIAL STATE WEBSITE

SIGN IN

Username
State Employees use your state network username, all others use email address

Password

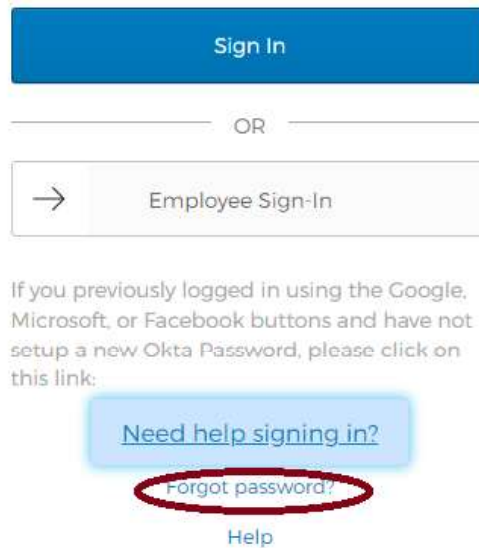
Remember me

Sign In

Need help signing in?

After selecting the “Need help signing in” link, you should see the “Forgot password” option.

Click the **Forgot password** link.



Sign In

OR

→ Employee Sign-In

If you previously logged in using the Google, Microsoft, or Facebook buttons and have not setup a new Okta Password, please click on this link:

[Need help signing in?](#)

[Forgot password?](#)

Help

Enter your email address or username then click the **Reset via Email**.

State of Montana Okta Password Reset

Enter your email address to receive a password reset email:

Need help?
Browse Our FAQs

After pressing **submit**, you will receive a confirmation that an email from Okta has been sent to you. This email will contain the next steps for resetting your password.

State of Montana Okta Password Reset

A password reset email has been sent to the requested email address.

Check your email for an email from Okta.

State of Montana Login

Reset your Montana State Okta Password

When you open the email from Okta, it will contain one of the following confirmation messages based on if you have already selected your security question and security image.

- If you have selected a security question and security image, follow [Option 1](#).
- If you have NOT selected a security question and security image, follow [Option 2](#).

Option 1 – You Have Selected a Security Question and Security Image

If you have selected a security question and security image, you will receive the message below.

Select the **Reset Password** button.

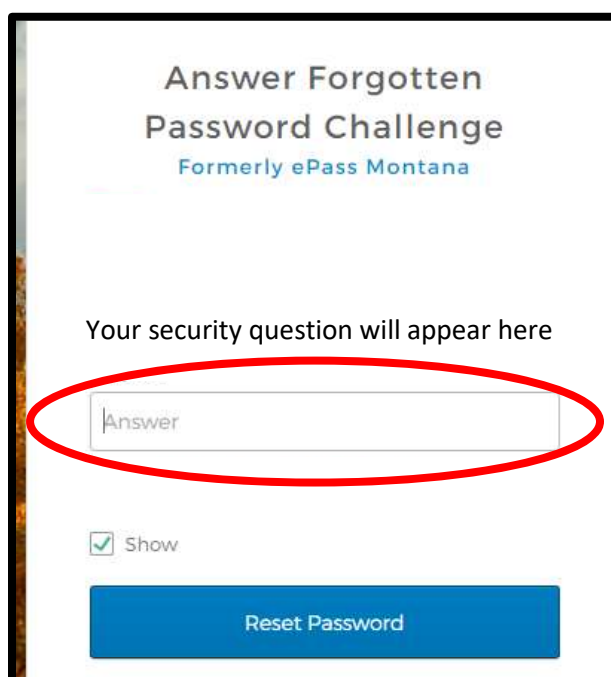
Password Reset Requested

Use the following link to setup a new password for the State of Montana Okta login system:

[Reset Password](#)

This link expires in 1 hour.

After selecting the Reset Password button, you will be prompted to answer the security question you previously selected. Enter the answer to your security question and select the **Reset Password** button.



Answer Forgotten
Password Challenge
Formerly ePass Montana

Your security question will appear here

Answer

Show

Reset Password

After you successfully answer your security question, you will be prompted to enter a new password.

Enter your new password. Select the **Reset Password** button.

Reset Your mtgov Password

Password requirements: at least 8 characters, a lowercase letter, an uppercase letter, a number, no parts of your username. Your password cannot be any of your last 4 passwords. At least 2 hour(s) must have elapsed since you last changed your password.

Enter new password

Repeat new password

Reset Password

Option 2 – You Have **NOT** Selected a Security Question and Security Image

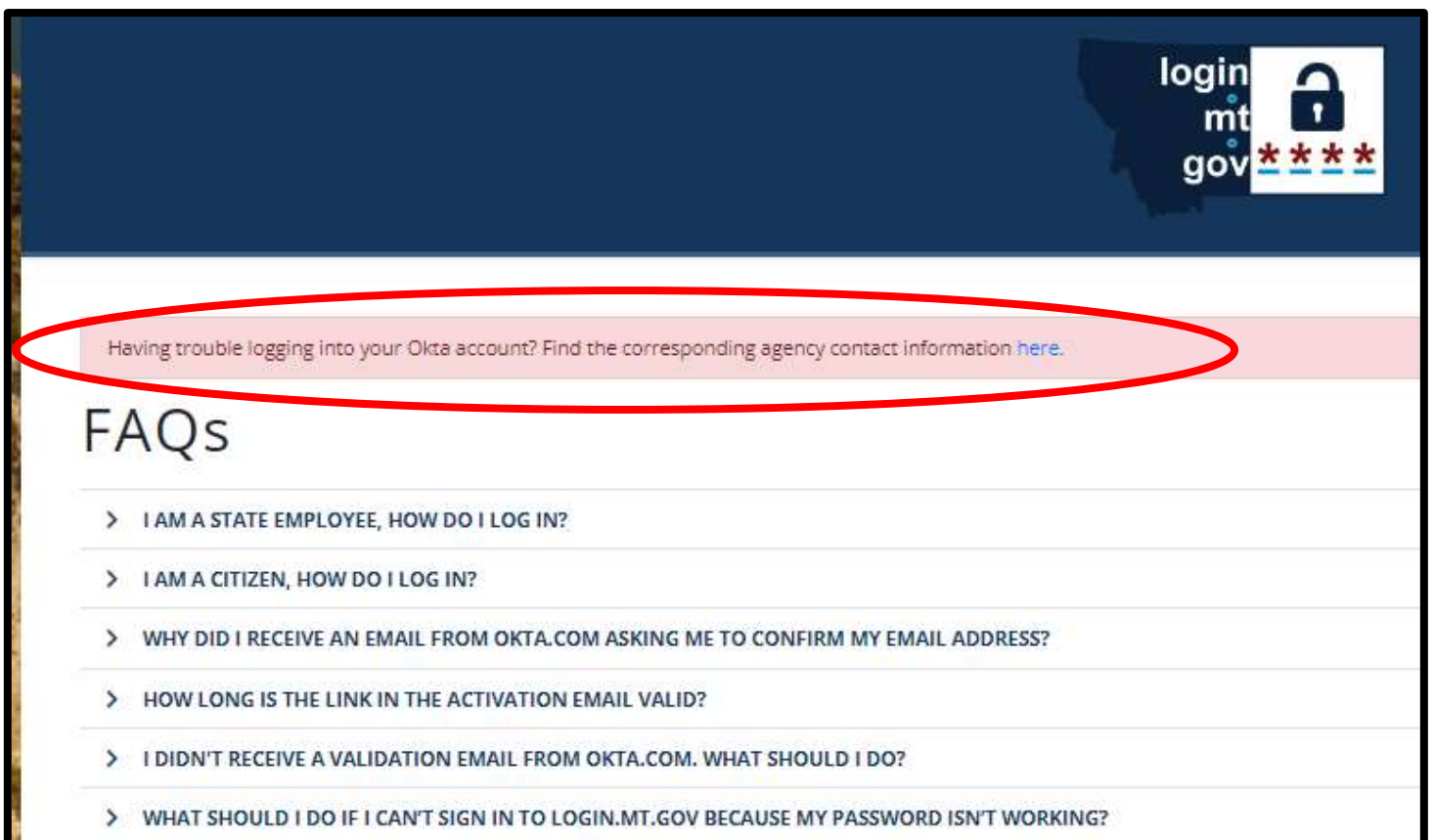
If you have NOT selected a security question and security image, you will receive the message below.

Select the **Sign-in Help** button.



Next you will be taken to the login.mt.gov FAQs website.

Select the **here** button to find the corresponding agency contact information.



After selecting the **here** button, you will have the ability click on the name of the agency you need to connect with. The agency's helpdesk email address and telephone number will display. You can either select the email address or call the support telephone number. An administrator from that agency will assist you as applicable.



Having trouble logging into your Okta account? Find the corresponding agency contact information [here](#).

Having trouble logging into your Okta account? Please contact the corresponding agency below for assistance.

- > Administration, Department of
- > Agriculture, Department of
- ▼ Corrections, Department of
 - Email: corhelp@mt.gov
 - Phone: 406-444-4234
- > Commissioner of Political Practices
- > Environmental Quality, Department of